

6.2.2 Screen shots of user interfaces

1. Administration

Biometric Machine for Staff Attendance

The screenshot displays the 'Attendance Management System' interface. At the top, there is a menu bar with options: File, Transaction, Data Converter, Process, Reports, Administration, Utilities, and Hello, rss. Below the menu is a toolbar with icons for Employee Master, Data Transfer, Data Processing, Daily Report, Weekly Report, Monthly Report, Send Mail, and Exit.

The main dashboard features four summary cards:

- Total Employee:** 31 (Green card)
- Total Present Employee:** 0 (Blue card)
- Total Absent Employee:** 0 (Yellow card)
- Total Late Employee:** 0 (Red card)

Each card has a 'View Details' button. In the center of the dashboard is the logo for 'Realsoft Attendance Management System' with the tagline 'Power of Biometrics'. The logo consists of a bar chart with an orange 'R' to its right.

At the bottom of the dashboard, there is a status bar showing the date 'Wed, 11-Oct-2023 14:48', the time '14:48', and contact information: 'For All Device', 'E-mail: helpline@realtimebiometrics.com', and 'Support No - 8743874334'. The Windows taskbar is visible at the very bottom, showing the search bar and system tray with the date '11/10/2023' and time '14:49'.

A 'Daily Report' dialog box is open in the foreground, allowing for report generation. It includes the following sections:

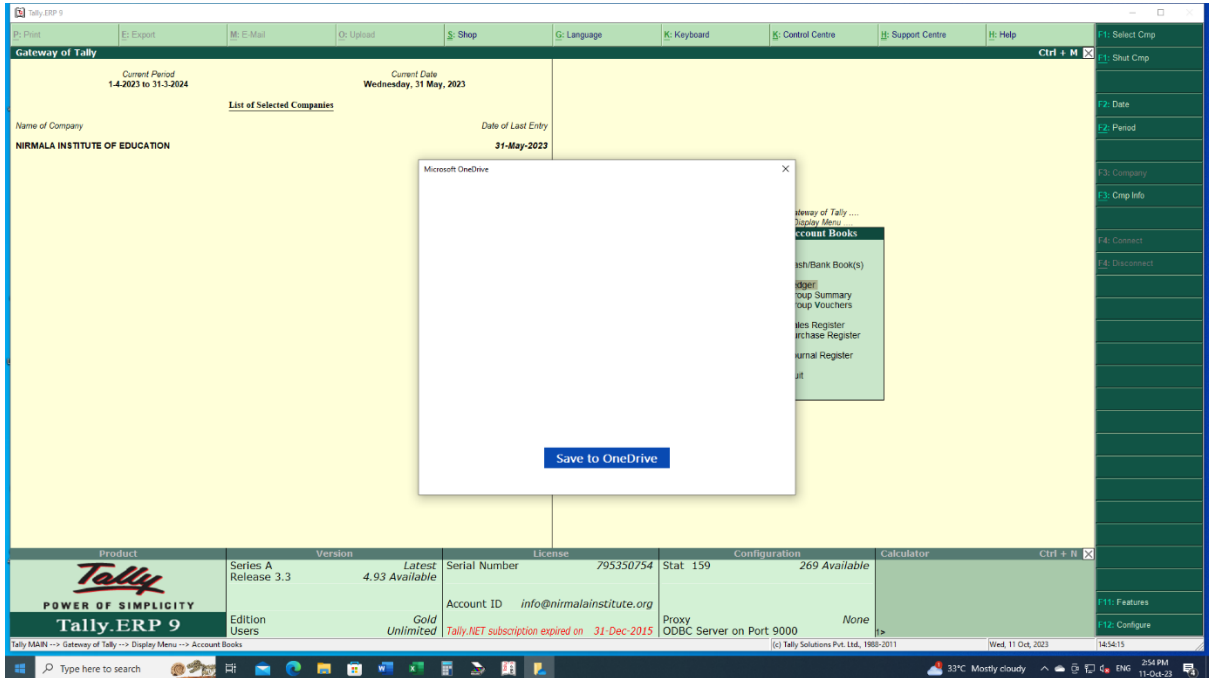
- Report Type:** Radio buttons for 'Dept wise' and 'Emp Wise'.
- Select Date:** A date picker set to '11/10/2023'.
- Select Department:** Radio buttons for 'For All Department' and 'For Few Department'. A list of departments is shown: 02: NON TEACHING, 03: PRINCIPAL, 04: MULTI TASKING.
- Select Employee:** Radio buttons for 'For All Employees' and 'For Few Employees'. A list of employee names and IDs is shown, including 102: SUVARNA GALINS, 103: XIMENA FONSECA, 104: EUTEMIA FERNANDES, 105: RUSSELL DSOUZA, 106: SANGEETA KADAM, 107: MILLIE PEREIRA, 108: SHARMILA KERIKAR, 109: PRAKASHA SHIRODKAR, 110: SHYLAJA SHERIEF, 111: SUBODH HALDANKAR, 112: ANAGHA DESHPANDE, 113: RAYMOND FERREIRA, 114: CLIFTON FERNANDES, 115: MAYA CARVALHO E RODR, 116: LIA NANCY DSOUZA, 117: LESLIE DSOUZA, 118: PAUL DSOUZA.
- Generate Shift:** A section with 'Select Company' (radio button for 'All Company') and 'Select Shift' (checkboxes for 'M2', 'NA', 'X').
- Process Data:** A section with 'Process Data' and 'Process Shift' (checkboxes for 'M2', 'NA', 'X').

At the bottom of the dialog box, there are several buttons for report types: Arrival, Present, Absent, Early Departure, Performance, OverTime, Performance with Photo, Performance with In Out, Early Arrival, Late, Daily Summary, In Out, Out Duty, Mispunches, and Close.

Google Workspace Software to Email/Google Classroom etc.

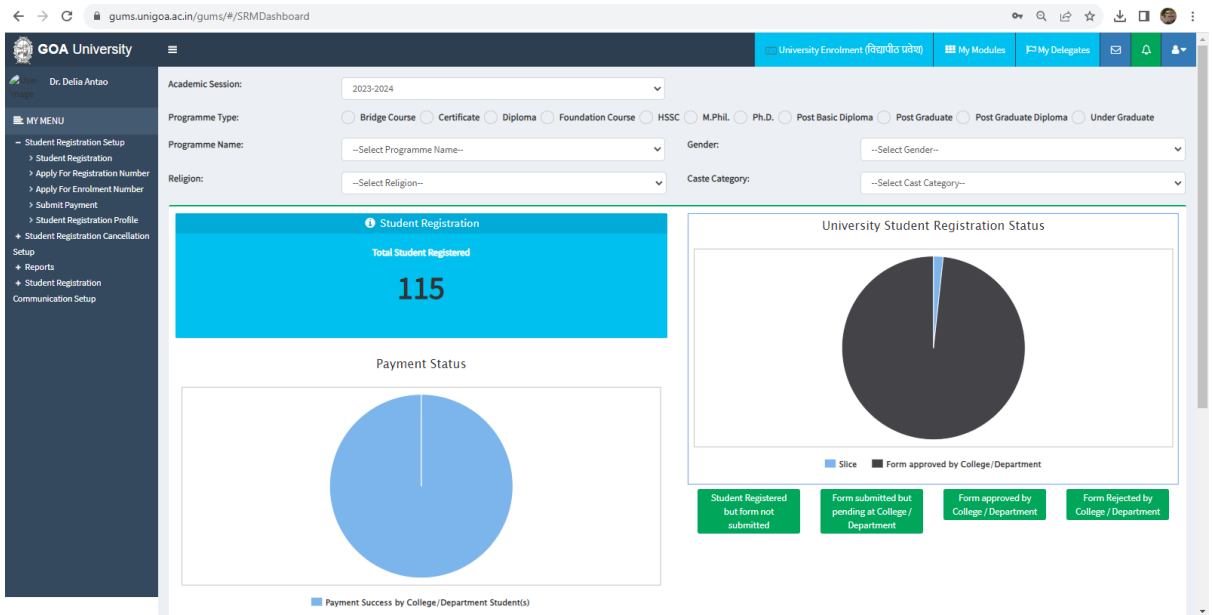
2. Finance and Accounts

ERP TALLY used in Accounts



3. Student Admission and Support

GUMS portal



IAIMS portal

Search | Nirmla Institute of Edu... | Saksham Cell | Nirmla Institute... | DHE GOA

dhegoaerp.unified.com/DHE_GOA/logincheck

Directorate of Higher Education
Government of GOA (India)

NIEA ADMIN

Student Subject Mapping

Academic Configuration > Course Enrolment > Student Subject Mapping

You are accessing this page as role » College Administrator

College Name * --Select--

Course * Select an Option

Semester/ Term/ Year * --Select--

Batch * Select an Option

Show

+ Add Batch + Add Multiple Subjects + Import From Previous Session Edit Subject For Student

Display 10 records per page Filter records :

S. No.	Registration Number	Roll Number	Student Name	Subject Type	Subjects	Subjects Count
No data available in table						

Showing 0 to 0 of 0 entries

Search Regi Search I Search Student Nan Search Subject Typ Search Subjects Search S

Directorate of Higher Education (GOA)
Government of GOA (India)
SCERT, Alto-Porvorim, Bardez-Goa

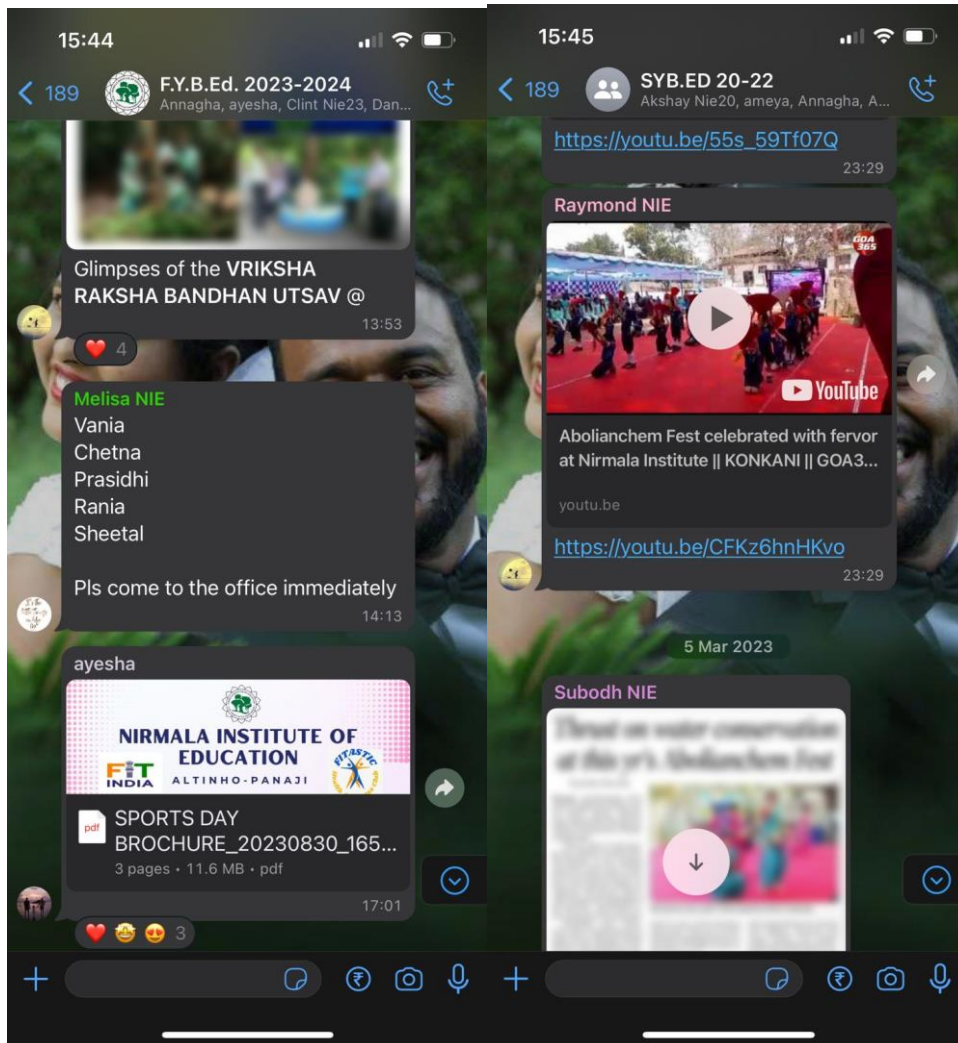
User name
Password
CAPTCHA JBAX
Click to change
Sign In
Forgot Password

Recent Notices Learning Management (LMS) Library Management DHE GOA Finance

KALA ACADEMY

Copyright © Directorate of Higher Education (GOA). All rights reserved. Powered by Campus EAI India Private Limited

Student WhatsApp Group



4. Examination

GUMS portal Goa University

The screenshot displays the GUMS portal Goa University dashboard. The page features a navigation menu on the left, a top header with user information and utility links, and a main content area with filters and data visualizations.

Navigation Menu (MY MENU):

- Student Registration Setup
 - Student Registration
 - Apply For Registration Number
 - Submit Payment
 - Student Registration Profile
 - Student Registration Cancellation Setup
 - Reports
 - Student Registration Communication Setup

Filters:

- Academic Session: 2023-2024
- Programme Type: Bridge Course Certificate Diploma Foundation Course HSSC M.Phil. Ph.D. Post Basic Diploma Post Graduate Post Graduate Diploma Under Graduate
- Programme Name: --Select Programme Name--
- Gender: --Select Gender--
- Religion: --Select Religion--
- Caste Category: --Select Cast Category--

Student Registration Summary:

- Total Student Registered: **115**

Payment Status:

- Payment Success by College/Department Student(s)

University Student Registration Status:

- Legend: Slice, Form approved by College/Department

Status Legend:

- Student Registered but form not submitted
- Form submitted but pending at College/Department
- Form approved by College/Department
- Form Rejected by College/Department